



Customer:

Customer Model Number:

Product Part Number: PS-1926APL09-4

1. Feature :

- ◆ **Input** : Universal 100 ~ 240 Vac / 50 ~ 60 Hz Input, without any slide switch.
- ◆ **Output** : +19.0V / 0~2.64A
- ◆ **Case Dimension** : 115 (L) *53 (W) * 38 (H) mm
- ◆ **Efficiency** : Eff (av) ≥ 88% Min
- ◆ **Safety** : UL / CUL / GS / PSE / BSMI / CB / CCC / RCM
- ◆ **EMI** : CE / FCC Class B ; Conduction & Radiation Met.
- ◆ **Protection** : OVP (Over Voltage Protection) 、 SCP (Short Circuit Protection) 、 OCP (Over Current Protection)
- ◆ High frequency design , less power consumption.
- ◆ Suitable for usage at Telecommunication, Computer, Industrial Controller, & OA System.
- ◆ Meet CEC / DoE / Erp (Stage 2) / GEMS

2. Input :

2.1 Voltage	Universal 100~240Vac, single phase
2.2 Frequency	50 ~ 60 Hz
2.3 Current	1.2A Max.
2.4 Inrush Current	70A Max. / 230Vac (Cold start at 25 °C , full load)
2.5 Efficiency	Eff (av) ≥ 88% Min (At 115 Vac & 230 Vac)
2.6 Power Consumption	Pi ≤ 0. 21 W (At 230Vac & No load)

$$\text{※Eff (av)} = \frac{E1 + E2 + E3 + E4}{4}$$

E1=efficiency with 25% rated load ; E2= efficiency with 50% rated load
 E3=efficiency with 75% rated load ; E4= efficiency with 100% rated load

DWG Control Number: 91-0500XX-23
Revision: 1
Date: 01/19/16



3. Output :

3.1 DC Output	Voltage	+19.00V \pm 5%
	Current	2.64A Max.
	Regulation	18.05Vmin. ~ 19.00Vtyp. ~ 19.95Vmax.
	Ripple & Noise	190mV Max.
	Total Power	50W Max.

Remark : For ripple & noise measurement, use a 20MHz bandwidth frequency oscilloscope, and add a 0.1 μ F multilayer Cap. and a Low ESR Electrolytic Cap. (10 μ F) at output connector terminals. (At nominal line voltage, full load)

4. Protection :

4.1 Over Voltage Protection (OVP)	V out *(180% Max.)
4.2 Short Circuit Protection (SCP)	Automatic recovery after short-circuit fault being removed
4.3 Over Current Protection(OCP)	I out *(180% Max.)

Remark : When Short Circuit Protection or Over Current Protection is activated,the power supply will shutdown automatically. Once the abnormal condition resulting in the failure being removed, the power supply will restart accordingly. When Over Voltage Protection is activated, the power supply will shutdown latch .

5. Safety 、EMI and EMC Requirement :

5.1 Safety Requirement

a. Safety : UL / CUL / GS / PSE / BSMI / CB / CCC / RCM

b. Dielectric Strength : Cut off current 10mA

(1)	Primary to Secondary	3000Vac for 1 Minute
(2)	Primary to Frame Ground	1500Vac for 1 Minute

c. Insulation Resistance :

(1)	Primary to Secondary	10 M ohm for 500Vdc
(2)	Primary to Frame Ground	10 M ohm for 500Vdc

5.2 EMI Requirement : CE / FCC Class B ; Conduction & Radiation Met.

5.3 Leakage Current : Less than 3.5mA

5.4 Grounding Test : Resistance 0.1ohm Max. @ 32A

DWG Control Number: 91-0500XX-23

Revision: 1

Date: 01/19/16



6. Operation and Environment Performance :

6.1 Temperature Range

Operating	+ 0°C ~ + 40°C
Storage	- 20 °C ~ + 80°C

6.2 Humidity Range(Non-condensing)

Operating	20% ~ 80% RH
Storage	10% ~ 90% RH

6.3 Cooling : By natural air.

7. M.T.B.F. : 300,000Hrs.(Calculated Hours at 25°C , By Telcordia SR-332)

8.Mechanical :

8.1 Weight : 258 g Typical

8.2 Cable Type : Black UL2468 18AWG
(Wire + Plug)

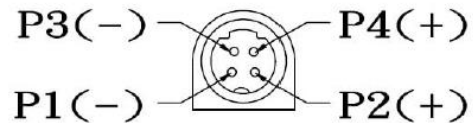
Plug : 4Pin Din

8.3 Cable Length : 1500mm

8.4 Case Dimension : 115mm(L)*53mm(W)*38mm(H)

8.5 Material Flammability : UL 94V-0

8.6 External Apperance : As drawing below (Scale → mm)



Output Cable Plug Pin Assignment

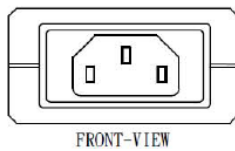
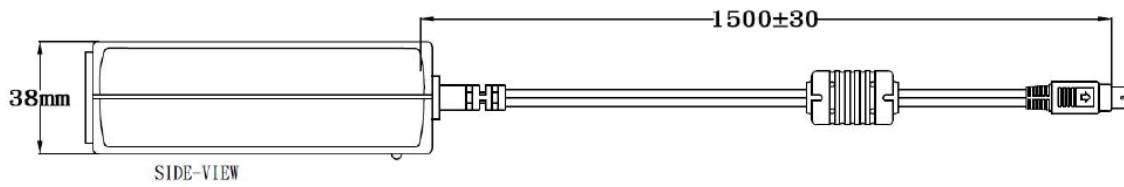
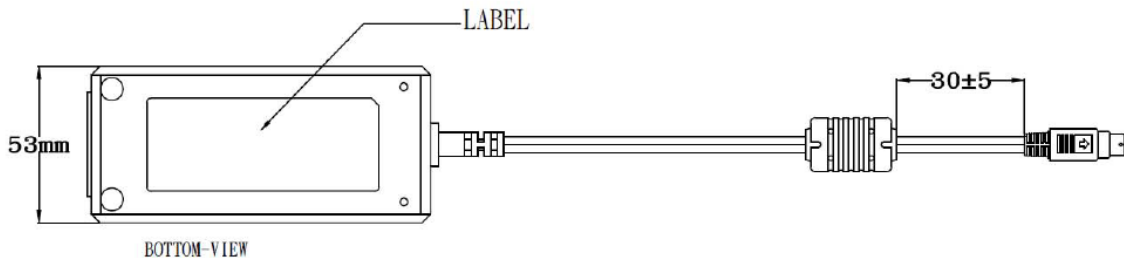
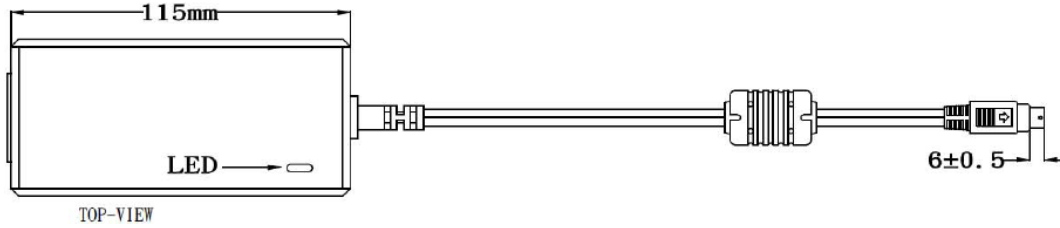
DWG Control Number: 91-0500XX-23

Revision: 1

Date: 01/19/16



GOLDEN PACIFIC ELECTRONICS, INC.
16800 E. Gale Avenue
City of Industry, CA 91745
www.gpelectronics.com



DWG Control Number: 91-0500XX-23
Revision: 1
Date: 01/19/16



GOLDEN PACIFIC ELECTRONICS, INC.
 16800 E. Gale Avenue
 City of Industry, CA 91745
 www.gpelectronics.com

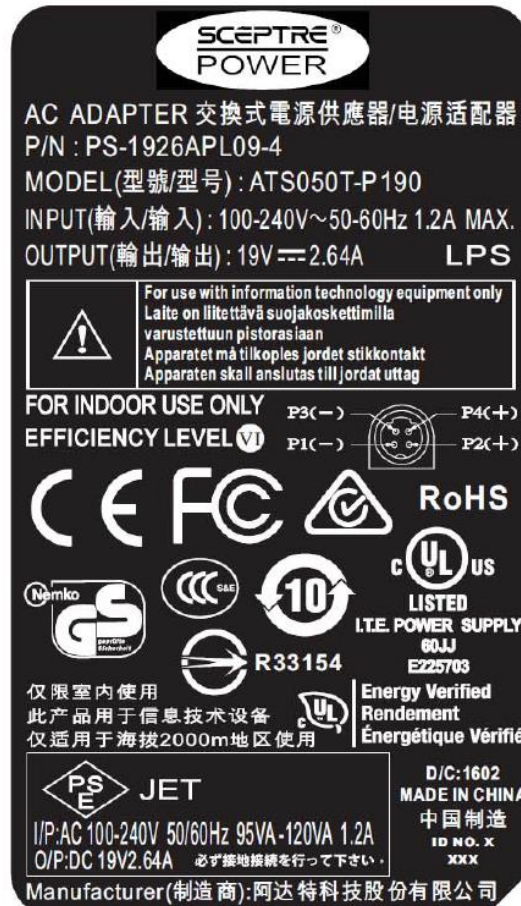
100%



"XXX"
 Label supplier's code.
 It is accurate that the number
 of words depends on the real
 finished product.

ID NO. "X"
 Manufacturer's code.
 It is accurate that the number
 of words depends on the real
 finished product.

200%



DWG Control Number: 91-0500XX-23
 Revision: 1
 Date: 01/19/16



GOLDEN PACIFIC ELECTRONICS, INC.
16800 E. Gale Avenue
City of Industry, CA 91745
www.gpelectronics.com

DWG Control Number: 91-0500XX-23
Revision: 1
Date: 01/19/16